

01.10.2018

STOCK CASH PREMIUM BUY TCS ABOVE 2218 TGT 2238 TGT 2258 TGT 2278 SL 2190



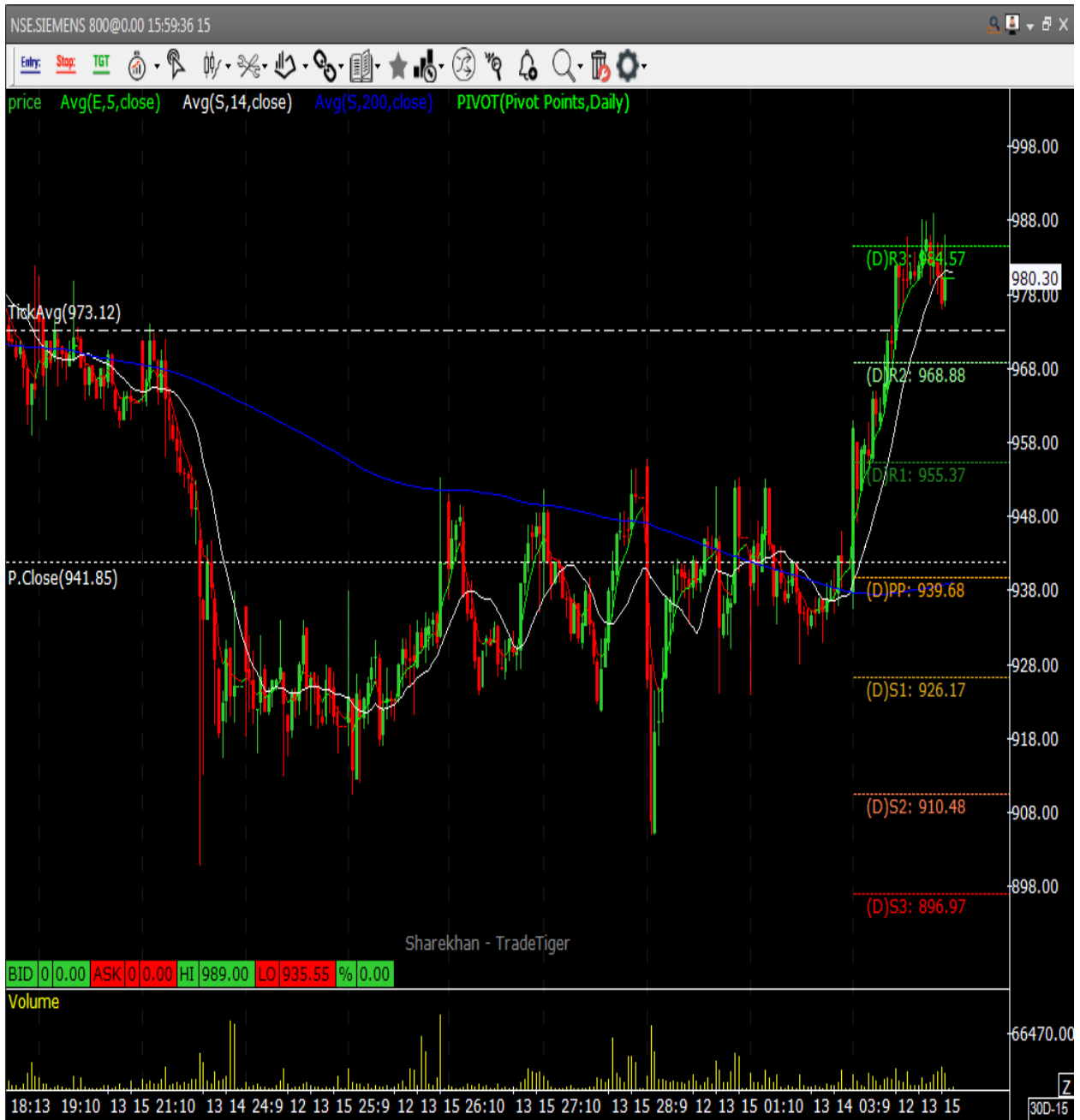
REASON:BUY FROM RSI LINE SUPPORT RESISTANCE BREAK

CALL UPDATE : FINAL TGT ACHIEVED

TOTAL PROFIT/LOSS= + 10800

03.10.2018

STOCK CASH PREMIUM BUY SIEMENS ABOVE 968 TGT 976 TGT 984 TGT 992 SL 952



REASON:BUY ABOVE BREAK OUT CANDEL

CALL UPDATE : FINAL TGT HIT

TOTAL PROFIT/LOSS= + 9917

04.10.2018

STOCK CASH PREMIUM BUY BANDHANBANK ABOVE 460 TGT 464 TGT 468 TGT 472 SL 453



REASON:BUY ABOVE BREAK OUT CANDEL

CALL UPDATE : 1ST TGT HIT

TOTAL PROFIT/LOSS= +3478

05.10.2018

STOCK CASH PREMIUM BUY SPECIALITY ABOVE 79 TGT 79.70 TGT 78.40 TGT 79.10 SL 77.30



REASON:BUY ABOVE BREAK OUT CANDEL

CALL UPDATE : NOT EXECUTED

TOTAL PROFIT/LOSS= 0

08.10.2018

STOCK CASH PREMIUM BUY BANDHANBANK ABOVE 486.50 TGT 489.50 TGT 492.50 TGT 495.50 SL 480.50



REASON:BUY ABOVE BREAK OUT CANDEL

CALL UPDATE : NOT EXECUTED

TOTAL PROFIT/LOSS= 0

09.10.2018

STOCK CASH PREMIUM SELL AUBANK BELOW 555 TGT 551 TGT 547 TGT 543 SL 563



REASON:SELL FROM MOVING AVERAGE LINE RESISTECNE

CALL UPDATE : OUR 2ND TGT ACHIEVED

TOTAL PROFIT/LOSS= + 5765

10.10.2018

STOCK CASH PREMIUM BUY VENKEYS ABOVE 2333 TGT 2340 TGT 2360 TGT 2380 SL 2390



REASON:BUY FROM CANDEL PATTERN

CALL UPDATE : OUR FINAL TGT ACHIEVED

TOTAL PROFIT/LOSS= +8058

11.10.2018

STOCK CASH PREMIUM BUY RSWM ABOVE 205 TGT 207 TGT 209 TGT 211 SL 201



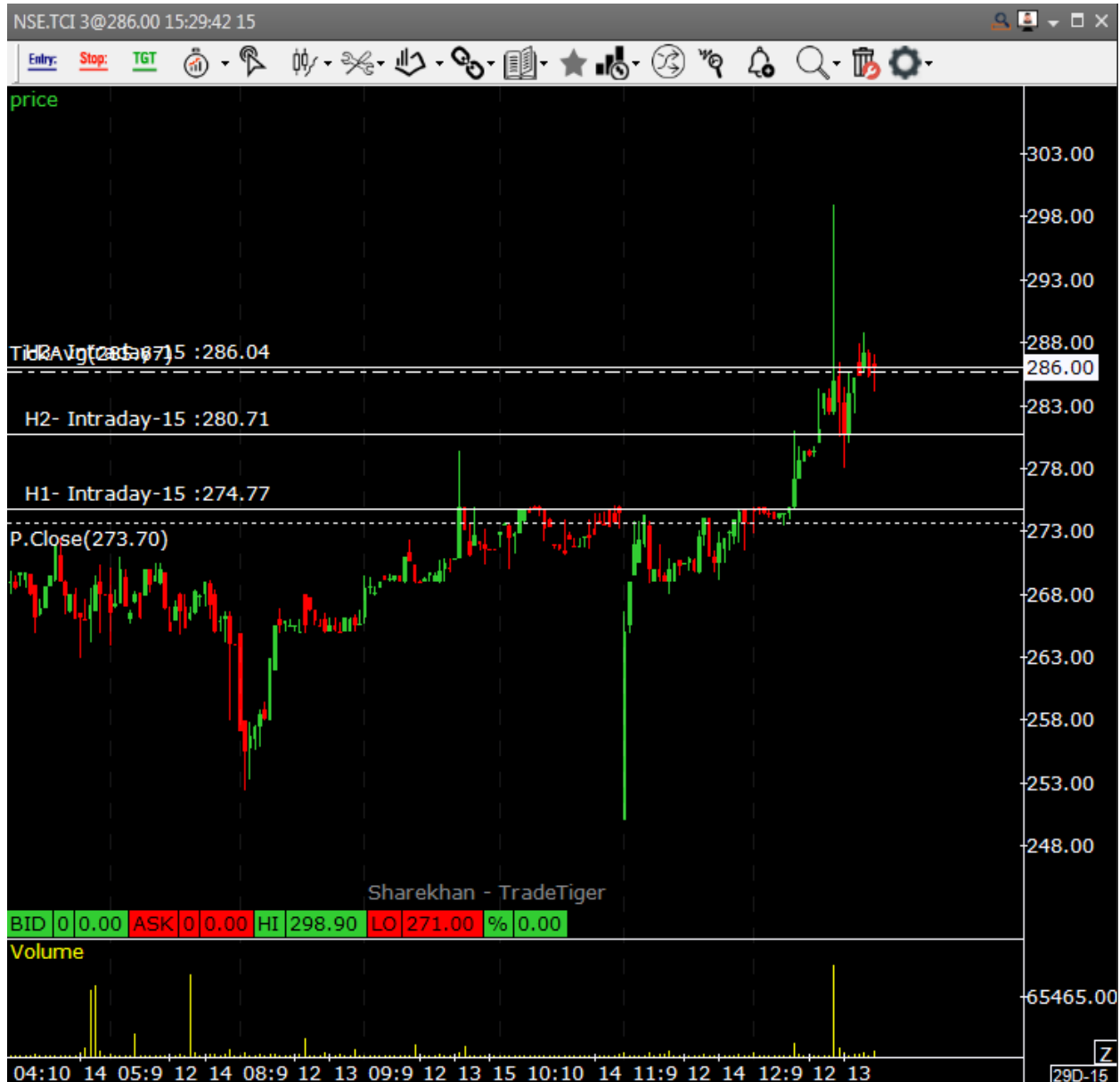
REASON:SELL BELOW BREAK OUT CANDEL

CALL UPDATE : NOT EXECUTED

TOTAL PROFIT/LOSS= 0

12.10.2018

STOCK CASH PREMIUM BUY TCI ABOVE 278.50 TGT 280.50 TGT 282.50 TGT 284.50 SL 274



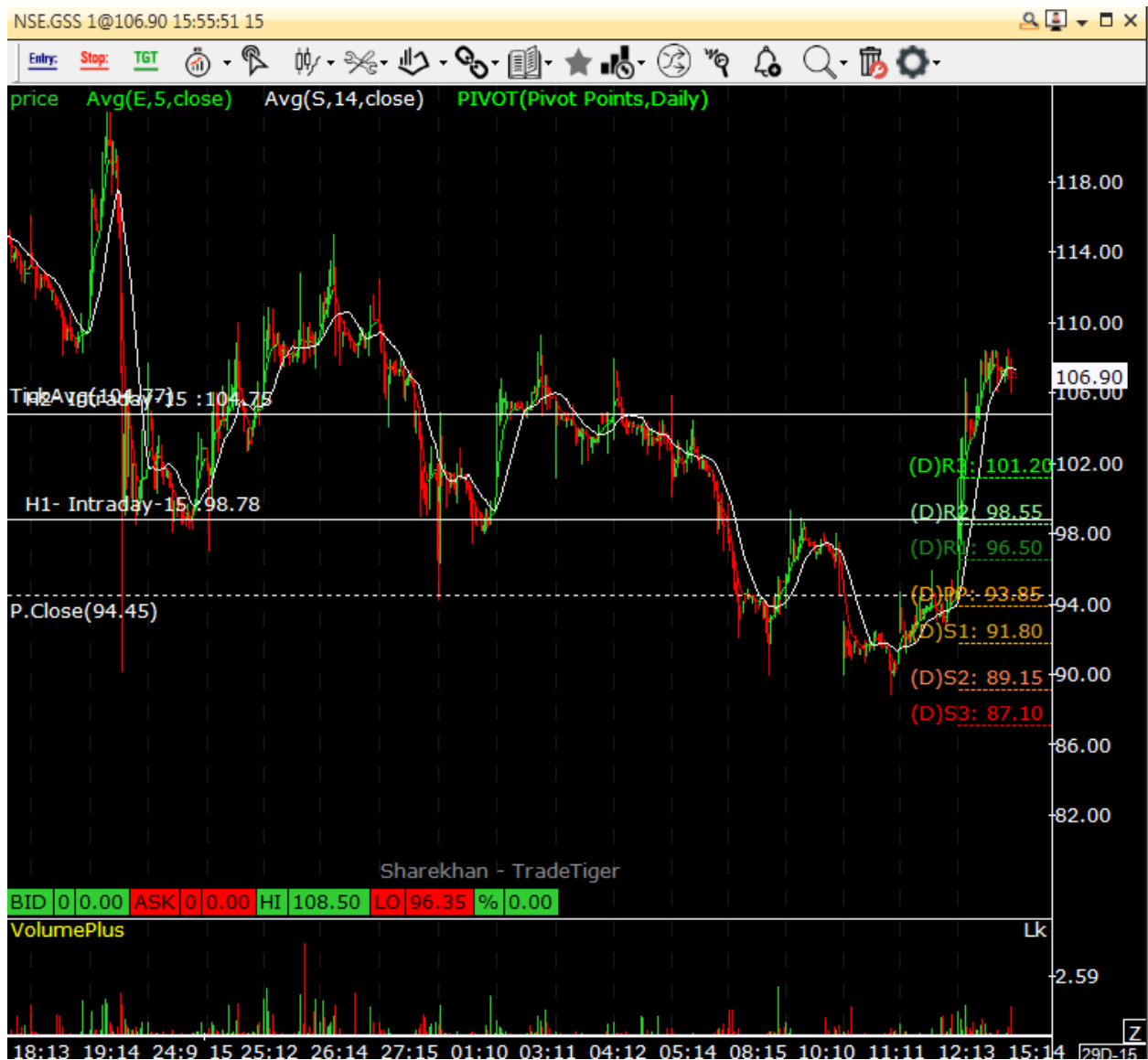
REASON:BUY ABOVE BREAK OUT CANDEL

CALL UPDATE : OUR FINAL TGT ACHIEVED

TOTAL PROFIT/LOSS= + 8617

15.10.2018

STOCK CASH PREMIUM BUY GSS ABOVE 105.20 TGT 106.30 TGT 107.50 TGT 108.80 SL 103



REASON:BUY ABOVE BREAK OUT CANDEL

CALL UPDATE : OUR 2ND TGT ACHIEVED

TOTAL PROFIT/LOSS= + 8745

16.10.2018

STOCK CASH PREMIUM BUY THEMISMED ABOVE 329 TGT 332 TGT 335 TGT 338 SL323



REASON:BUY ABOVE BREAK OUT CANDEL

CALL UPDATE : OUR FINAL TGT ACHIEVED

TOTAL PROFIT/LOSS= + 10942

17.10.2018

STOCK CASH PREMIUM SELL DBL BELOW 485 TGT 481 TGT 477 TGT 473 SL 492.50



REASON:SELL BELOW BREAK OUT CANDEL

CALL UPDATE : OUR FINAL TGT ACHIEVED

TOTAL PROFIT/LOSS= +9896

19.10.2018

STOCK CASH PREMIUM SELL TCI BELOW 279.50 TGT 277.50 TGT 275.50 TGT 273.50 SL

284



REASON:SELL BELOW BREAK OUT CANDEL

CALL UPDATE : 1ST TGT ACHIEVED

TOTAL PROFIT/LOSS= +2862

22.10.2018

STOCK CASH PREMIUM SELL RBLBANK BELOW 466 TGT 462 TGT 458 TGT 454 SL 473.50



REASON: SELL BELOW BREAK OUT CANDEL

CALL UPDATE : OUR SL TRIGGERED

TOTAL PROFIT/LOSS= -6437

23.10.2018

STOCK CASH PREMIUM BUY OBEROIRLTY ABOVE 398 TGT 402 TGT 406 TGT 410 SL 392



REASON:SELL BELOW BREAK OUT CANDEL

CALL UPDATE : OUR SL TRIGGERED

TOTAL PROFIT/LOSS= -4522

24.10.2018

STOCK CASH PREMIUM SELL TEJAS BELOW 240 TGT 237.50 TGT 235 TGT 232.50 SL 244.50



REASON:SELL BELOW BREAK OUT CANDEL

CALL UPDATE : OUR FINAL TGT ACHIEVED

TOTAL PROFIT/LOSS= +12500

25.10.2018

STOCK CASH PREMIUM SELL BAYERCROP BELOW 3720 TGT 3690 TGT 3660 TGT 3630 SL 3780
SL 3780



REASON:SELL FROM MOVING AVERAGE LINE RESISTECNE

CALL UPDATE : OUR 1ST TGT ACHIEVED

TOTAL PROFIT/LOSS= +3225

26.10.2018

STOCK CASH PREMIUM SELL CENTURYTEX BELOW 764 TGT 757 TGT 750 TGT 743 SL 778



REASON:SELL BELOW BREAK OUT CANDEL

CALL UPDATE : SL TRIGGERED

TOTAL PROFIT/LOSS= -7329

29.10.2018

STOCK CASH PREMIUM SELL CENTURYTEX BELOW 764 TGT 757 TGT 750 TGT 743 SL 778



REASON:SELL BELOW BREAK OUT CANDEL

CALL UPDATE : SL TRIGGERED

TOTAL PROFIT/LOSS= -7329

30.10.2018

STOCK CASH PREMIUM BUY HINDUNILVR ABOVE 1570 TGT 1585 TGT 1600 TGT 1615 SL 1545



REASON:SELL FROM MOVING AVERAGE LINE RESISTECNE

CALL UPDATE : OUR 1ST TGT ACHIEVED

TOTAL PROFIT/LOSS= +3200

31.10.2018

STOCK CASH PREMIUM SELL TATASTEEL BELOW 745 TGT 739 TGT 733 TGT 727 SL 758



REASON:SELL FROM MOVING AVERAGE LINE RESISTECNE

CALL UPDATE : OUR 2ND TGT ACHIEVED

TOTAL PROFIT/LOSS= +6442