

01.10.2018

STOCK FUT PREMIUM BUY PVR ABOVE 1228 TGT 1235 TGT 1242 TGT 1249 SL 1214



REASON:BUY FROM RSI LINE SUPPORT RESISTANCE BREAK

CALL UPDATE : 1<sup>ST</sup> AND 2<sup>ND</sup> TGT ACHIEVED

TOTAL PROFIT/LOSS= + 11200

03.10.2018

STOCK FUT PREMIUM SELL SUNTV BELOW 643 TGT 641 TGT 639 TGT 637 SL 648



REASON:SELL BELOW BREAK OUT CANDEL

CALL UPDATE : FINAL TGTT HIT

TOTAL PROFIT/LOSS= 12000

04.10.2018

STOCK FUT PREMIUM SELL M&MFIN BELOW 394 TGT 391.50 TGT 389 TGT 386.50 SL 399



REASON:SELL BELOW BREAK OUT CANDEL

CALL UPDATE : FINAL TGT HIT

TOTAL PROFIT/LOSS= +18750

05.10.2018

STOCK FUT PREMIUM SELL DRREDDY BELOW 2389 TGT 2377 TGT 2365 TGT 2353 SL 2410



REASON:SELL BELOW BREAK OUT CANDEL

CALL UPDATE : OUR SL TRIGGERED

TOTAL PROFIT/LOSS= -10500

10.10.2018

STOCK FUT PREMIUM BUY CENTURYTEX ABOVE 759 TGT 763 TGT 767 TGT 771 SL 752



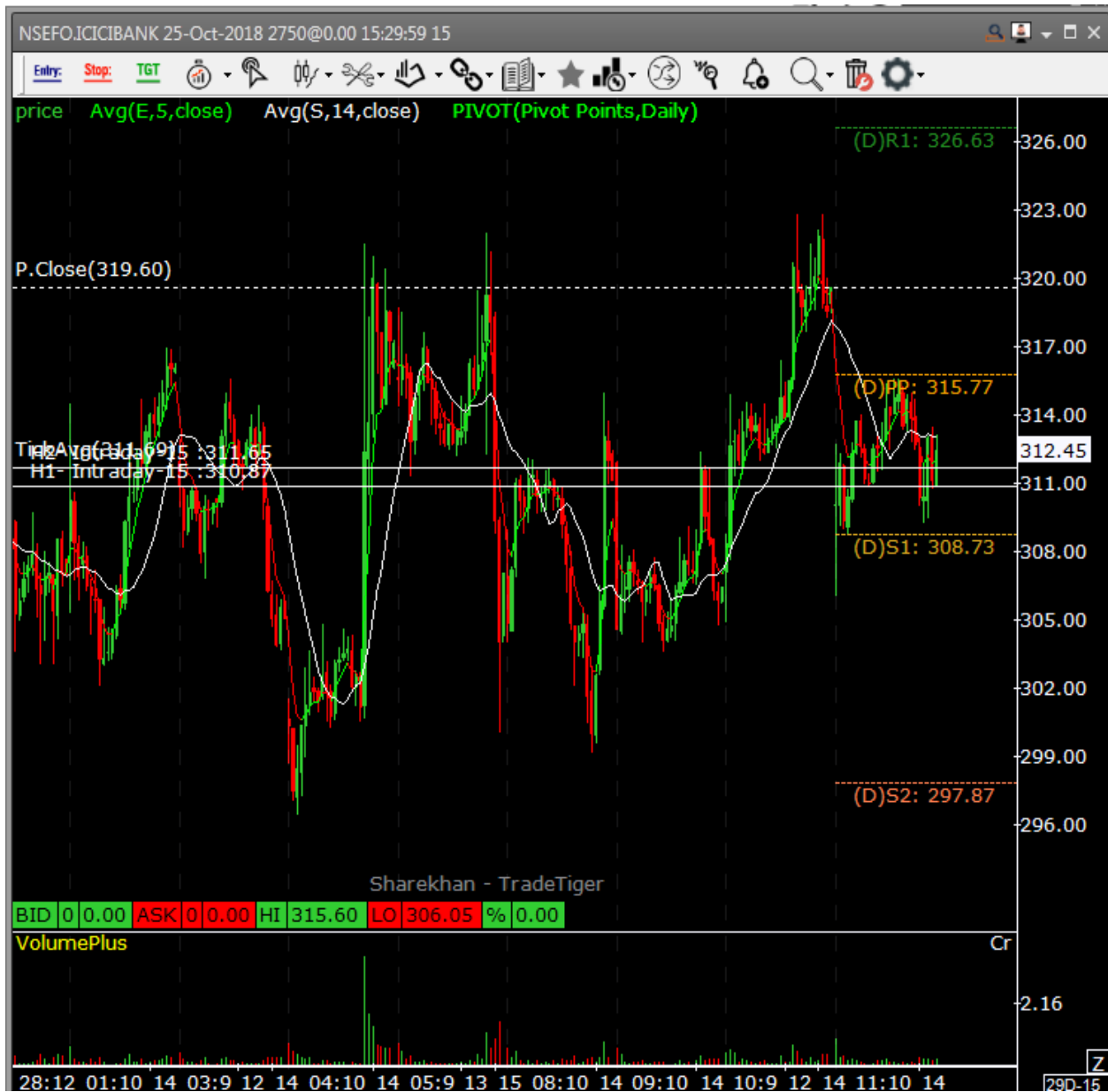
REASON:BUY FROM CANDEL PATTERN

CALL UPDATE : OUR FINAL TGT ACHIEVED

TOTAL PROFIT/LOSS= +13200

11.10.2018

STOCK FUT PREMIUM SELL ICICIBANK BELOW 312 TGT 311.20 TGT 310.40 TGT 309.60  
SL 314.

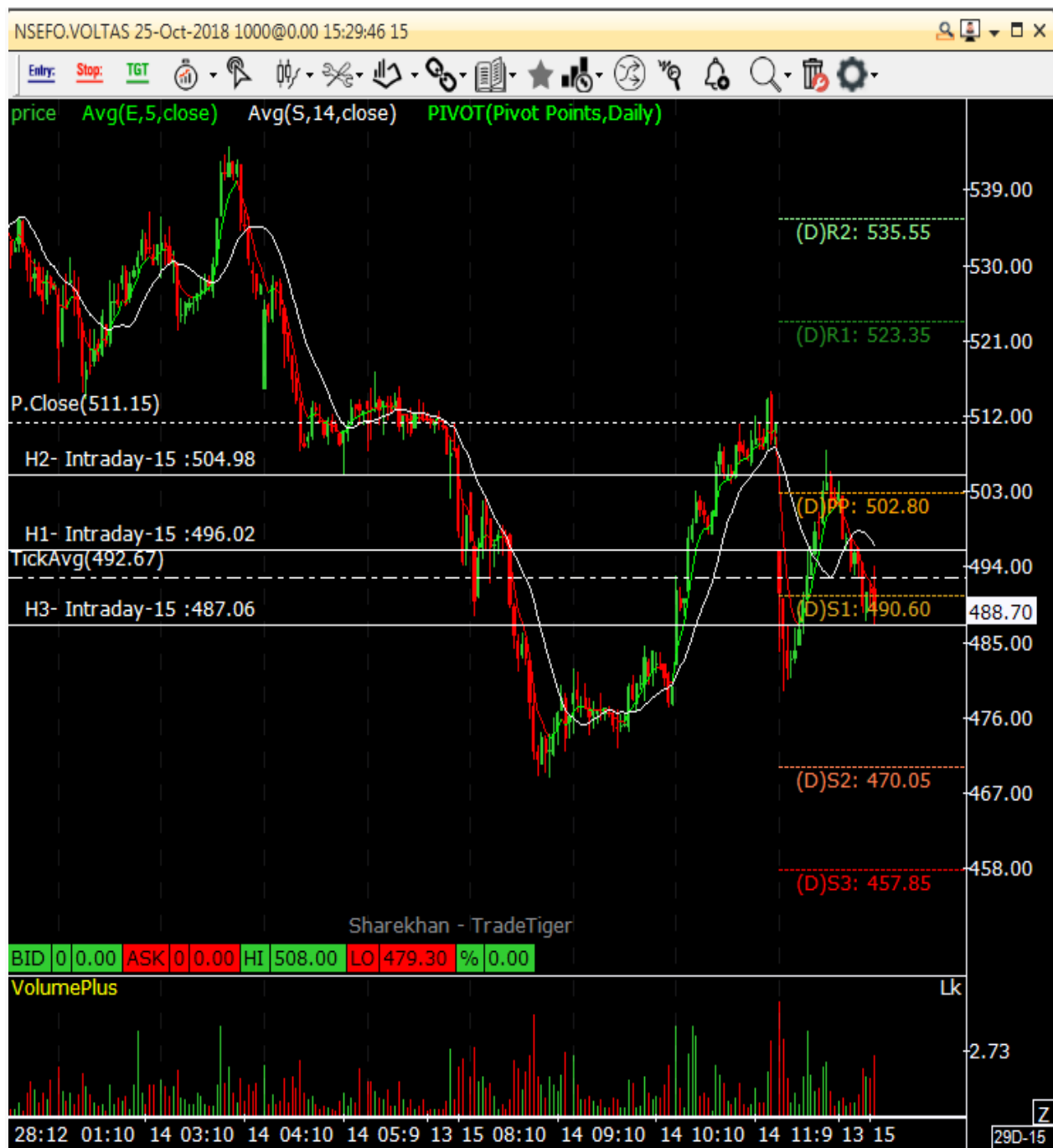


REASON:BUY FROM CANDEL PATTERN

CALL UPDATE : OUR FINAL TGT ACHIEVED

TOTAL PROFIT/LOSS= +13200

STOCK FUT PREMIUM BUY VOLTAS ABOVE 499.50 TGT 502.50 TGT 505 TGT 508 SL 495



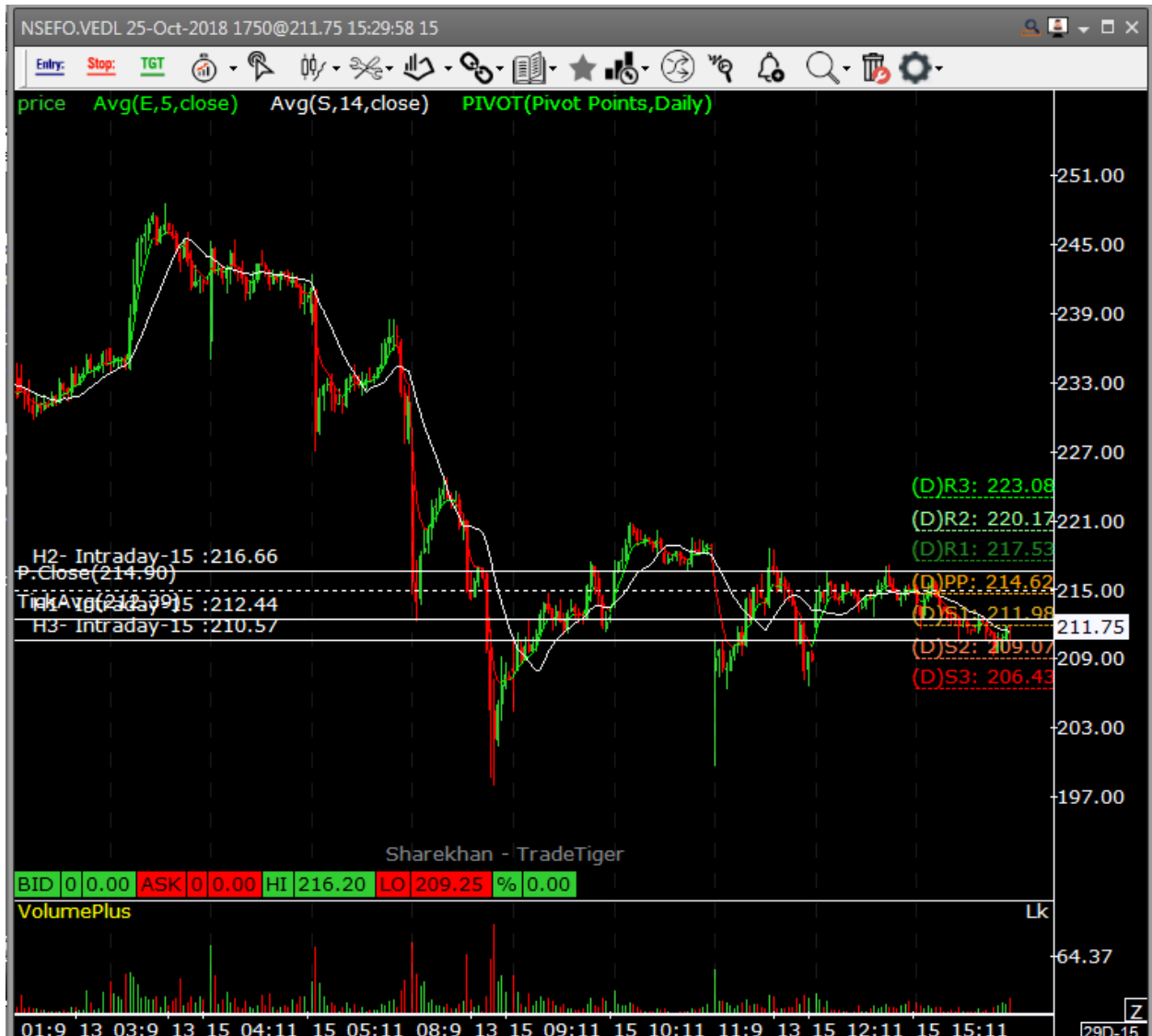
REASON:BUY FROM CANDEL PATTERN

CALL UPDATE : OUR FINAL TGT ACHIEVED

TOTAL PROFIT/LOSS= +17000

15.10.2018

STOCK FUT PREMIUM SELL VEDL 212 TGT 210.50 TGT 209 TGT 207.50 SL 215.30



REASON: SELL BELOW BREAK OUT CANDEL

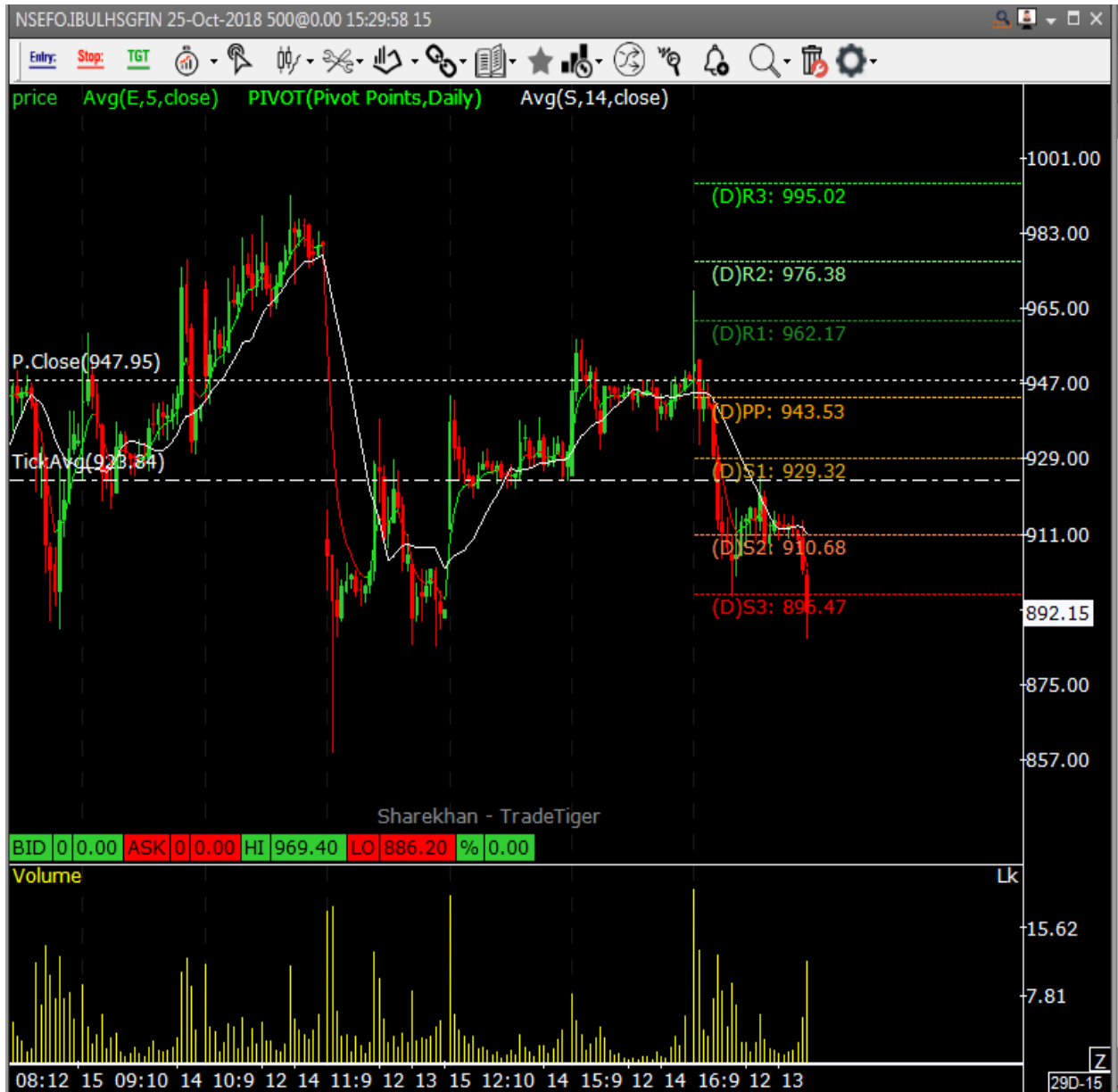
CALL UPDATE : OUR 1<sup>ST</sup> TGT ACHIEVED

TOTAL PROFIT/LOSS= + 5250



16.10.2018

STOCK FUT PREMIUM SELL IBULHSGFIN BELOW 914 TGT 908 TGT 902 TGT 896 SL 927



REASON:SELL BELOW BREAK OUT CANDEL

CALL UPDATE : OUR 1<sup>ST</sup> TGT ACHIEVED

TOTAL PROFIT/LOSS= +6000

17.10.2018

STOCK FUT PREMIUM SELL RELINFRA BELOW 330 TGT 327.80 TGT 325.50 TGT 323.70  
SL 333.90



REASON:SELL BELOW BREAK OUT CANDEL

CALL UPDATE : OUR FINAL TGT ACHIEVED

TOTAL PROFIT/LOSS= +16380

22.10.2018

STOCK FUT PREMIUM BUY SRF ABOVE 1752 TGT 1758 TGT 1764 TGT 1770 SL 1743



REASON: :BUY ABOVE BREAK OUT CANDEL

CALL UPDATE : CALL NOT EXECUTED

TOTAL PROFIT/LOSS= 0

23.10.2018

STOCK FUT PREMIUM SELL SUNPHARMA BELOW 592 TGT 589 TGT 586 TGT 583 SL 597



REASON:SELL BELOW BREAK OUT CANDEL

CALL UPDATE : OUR 1<sup>ST</sup> TGT ACHIEVED

TOTAL PROFIT/LOSS= + 6600

24.10.2018

STOCK FUT PREMIUM SELL CADILAHC BELOW 373 TGT 371 TGT 369 TGT 367 SL 377



REASON:SELL BELOW BREAK OUT CANDEL

CALL UPDATE : OUR FINAL TGT ACHIEVED

TOTAL PROFIT/LOSS= +19200

25.10.2018

STOCK FUT PREMIUM BUY CUMMINSIND ABOVE 682.50 TGT 687 TGT 691.50 TGT 696 SL 674



REASON:SELL FROM MOVING AVERAGE LINE RESISTECNE

CALL UPDATE : COST EXIT

TOTAL PROFIT/LOSS= +0000

26.10.2018

STOCK FUT PREMIUM BUY RAYMOND ABOVE 665 TGT 668 TGT 671 TGT 674 SL 659



REASON:BUY ABOVE BREAK OUT CANDEL

CALL UPDATE : OUR 1ST TGT ACHIEVED

TOTAL PROFIT/LOSS= +14400

29.10.2018

STOCK FUT PREMIUM BUY RAYMOND ABOVE 665 TGT 668 TGT 671 TGT 674 SL 659



REASON:BUY ABOVE BREAK OUT CANDEL

CALL UPDATE : OUR 1ST TGT ACHIEVED

TOTAL PROFIT/LOSS= +14400



30.10.2018

STOCK FUT PREMIUM SELL JUSTDIAL BELOW 486 TGT 484 TGT 482 TGT 480 SL 490



REASON:SELL FROM MOVING AVERAGE LINE RESISTECNE

CALL UPDATE : SL TRIGGERED

TOTAL PROFIT/LOSS= -11200

31.10.2018

STOCK FUT PREMIUM SELL UNION BANK BELOW 75 TGT 74.40 TGT 73.80 TGT 73.20 SL 76.40



REASON:SELL FROM MOVING AVERAGE LINE RESISTECNE

CALL UPDATE : OUR 2<sup>ND</sup> TGT ACHIEVED

TOTAL PROFIT/LOSS= +14400

